

## Tips From The SmartphoneMag.com Forums from Apr/May 08

The quality and success of our magazine flows from the practical wisdom of its readers and their contributions to the publication. "Tips from the Forums" represents a small sample of the Smartphone and Pocket PC wisdom posted on our online forums ([smartphonemag.com/forum](http://smartphonemag.com/forum)). We have edited this material for clarity and to avoid repetition. We also include links to the original posts, which may have additional details. A very big "Thanks!" goes to all the forum members and moderators for sharing their knowledge with other users.

### Edited by Rich Hall & Dan Hart

#### Pocket PC 2003 the same as Windows Mobile 2003?

Is the Pocket PC 2003 operating system the same as WM 2003 (Windows Mobile 2003)?

**GRMPARKS**

- ▷ Yes. Prior to the release of Windows Mobile 2003, the OS was referred to using the name "Pocket PC" (e.g., Pocket PC 2000 and Pocket PC 2002). With the introduction of the non-touch screen Smartphone, Microsoft changed the name to "Windows Mobile" to cover both touch screen and non-touch screen devices. (e.g., Windows Mobile 2003 for Pocket PC and Windows Mobile 2003 for Smartphone).

**YankeeJeep**

[smartphonemag.com/forum/topic.asp?TOPIC\\_ID=29812](http://smartphonemag.com/forum/topic.asp?TOPIC_ID=29812)

#### Google works on Gmail IMAP fix

Why is it that when I download messages in Outlook Mobile (on WM 6) from my Gmail account, some messages are blank after the entire message is downloaded and some aren't? Also, why do some e-mails get downloaded with symbols in place of letters? It's very annoying. Can anyone please tell me how to fix either of these issues?

**brcools**

- ▷ If you are using Gmail IMAP, this is a known issue. Google is working on a fix. I suggest you use POP3 until a fix is made available.

**meslierlp**

[smartphonemag.com/forum/topic.asp?TOPIC\\_ID=29806](http://smartphonemag.com/forum/topic.asp?TOPIC_ID=29806)

#### Upgrading to WM 6

I have Windows Mobile 5 and I want to upgrade to WM 6.

**marsomer**

- ▷ If an upgrade is available for your device, it will come from the device manufacturer, not Microsoft. Note that not that many WM5 devices had upgrades available. Check out the device manufacturer's Web site. If you purchased a Windows Mobile

phone-enabled device from a wireless carrier, check out the carrier's Web site.

**meslierlp**

[smartphonemag.com/forum/topic.asp?TOPIC\\_ID=29872](http://smartphonemag.com/forum/topic.asp?TOPIC_ID=29872)

#### Deleting icons

I have duplicate icons for Internet Explorer, Office Mobile, and Contacts and want to delete them.

**distinctive**

- ▷ If you want to delete the duplicate icons, go to File Explorer and then select My Device; from there, tap on Windows and then scroll down and select Start Menu. In the Start Menu, there will be a folder called Programs which you can open and see all the items in your programs menu. Simply tap and hold on the duplicate and select Delete.

**Dale Daniels**

[smartphonemag.com/forum/topic.asp?TOPIC\\_ID=29413](http://smartphonemag.com/forum/topic.asp?TOPIC_ID=29413)

#### Can't sync pre-WM 5 devices with Vista

I am having trouble trying to synchronize either my iPAQ 1710 or my T-Mobile MDA with my PC. Both devices will connect to my PC, but I am unable to select Contacts, Calendar, e-mail, or Tasks in the Contact Synchronization settings. I know that both devices connect as I am able to transfer files between them. I have checked my Firewall settings and even turned my Firewall off to see if this works, but it doesn't.

I am running a Sony VAIO portable VGN-AR41L with Windows Vista Home Premium installed with Windows Mobile Device Center (WMDC). The MDA is running Windows Mobile 5, and the iPAQ is running Windows Mobile 2003 Edition.

**Garreth Smith**

- ▷ WMDC will not work with any WM version earlier than WM 5, so the iPAQ will not be able to sync with Vista. The MDA has the minimum OS version to use WMDC, so you may wish to delete any established partnership and try connecting it fresh.

**YankeeJeep**

[smartphonemag.com/forum/topic.asp?TOPIC\\_ID=29920](http://smartphonemag.com/forum/topic.asp?TOPIC_ID=29920)

#### "Detect and Repair" in Outlook

After my Qwest PPC-6700 locked up, I had to hard reset it. When I attempted to sync my Contacts with Outlook XP/2002 on my Dell 4500 Desktop (Windows XP-SP2), the following error message appeared:

"ActiveSync cannot synchronize E-mail, Calendar, Contacts, Tasks, and Notes because Outlook is not installed on Windows PC. To synchronize E-mail, Calendar, Contacts, Tasks and Notes do the following: Disconnect the device, install and run Outlook, and then reconnect the device and try again."

Is there a fix for this error?

**DFW**

- ▷ Run Detect and Repair in Outlook. It's under the Help menu. When done, connect your device again.

**meslierlp**

- ▷ It worked! Thank you.

**DFW**

[smartphonemag.com/forum/topic.asp?TOPIC\\_ID=29915](http://smartphonemag.com/forum/topic.asp?TOPIC_ID=29915)

#### Solving system hang-ups

I have a Dopod d810 running WM 5. The problem is that there are frequent hang-ups or system freezes. Why is that? Is it normal? What should I do about this?

**azran79**

- ▷ Many times, these types of problems can be caused by third-party software programs you've installed on the Windows Mobile device. I once had a WM 5 Pocket PC onto which I had loaded a great deal of software. Suddenly I was having a few problems and found myself having to do soft resets quite often. I began unloading the software in the opposite order in which I had loaded them and that eventually found the program that was causing the problem. If that does not solve the issue, or you do not have third-party apps added, you may find that you have to do a hard reset. The hard reset takes your device all the way back to factory settings and you will need to reload third-party apps and re-sync your Outlook data. I have had to do only one hard reset, but I used SPB Backup ([spbsoftwarehouse.com](http://spbsoftwarehouse.com)) to save a copy of all my files, and merely

ran the application after doing the reset, thereby restoring my files.

**Dale Daniels**

- ▷ I do admit I've installed lots of software onto my Windows Mobile phone. Thanks for the advice. I will start uninstalling after this and keep only the necessary programs.  
**azran79**  
[smartphonemag.com/forum/topic.asp?TOPIC\\_ID=29933](http://smartphonemag.com/forum/topic.asp?TOPIC_ID=29933)

### WM 5 device draining power fast and running hot?

Some Windows Mobile 5 Pocket PCs have a problem with the battery rapidly running down, and sometimes feeling hot when picked up. This well-documented problem seems to have something to do with ActiveSync. Please check out the links in this post for detailed instructions on how to solve the problem. (Editor's note: Link to full post is listed below.)

**mkrausse**

[smartphonemag.com/forum/topic.asp?TOPIC\\_ID=29875](http://smartphonemag.com/forum/topic.asp?TOPIC_ID=29875)

### Street maps for WM

I am looking for street map software (under \$40) for my Verizon XV6800 phone/PDA (runs Windows Mobile 6 OS) that does NOT need to use an Internet connection. Primary use would be for the Dallas-Fort Worth, TX area, but additional U.S. cities/areas would be a bonus. My desktop OS is Windows XP SP2. Thanks!

**Tadamiec**



Odyssey Mobile: a Windows Mobile map program.

- ▷ Do a search on Google, Yahoo, or eBay for the following items - DeLorme Street Atlas, Odyssey Mobile, or even Rand

McNally for Pocket PC. These programs let you connect your Pocket PC to your desktop PC and select and download maps, routes, or points of interest to your device.

**Dale Daniels**

[smartphonemag.com/forum/topic.asp?TOPIC\\_ID=29947](http://smartphonemag.com/forum/topic.asp?TOPIC_ID=29947)

### Is Business Contact Manager necessary in WMDC?

When you sync a Pocket PC using Windows Mobile Device Center, does it require Business Contact Manager (BCM)? I am using Outlook 2007 to sync my Contacts, Calendar, Tasks, etc. (but haven't done it yet). I read that you need BCM for full syncing of Outlook Data, which means you have to upgrade to Outlook with BCM. I was wondering if anybody has been able to sync their Windows Mobile device without BCM. I bought Outlook 2007 for my Windows Vista desktop, and it did not come with BCM. Further, I understand that BCM is not a stand alone program. If this is true, I just wasted \$150. I would appreciate any feedback from anyone who is able to sync with Outlook w/o BCM or has any knowledge on this matter.

**jcraigmiles0825**

- ▷ No, BCM is not required to synchronize your device with Windows Vista. I have multiple devices synchronizing with multiple Vista PCs with no issues or such a requirement. The only thing you will need is to make sure you have Windows Mobile Device Center (WMDC) installed on Vista for it to recognize and synchronize with your device. You can download the latest version of WMDC—for Vista only—directly from Microsoft's Web site ([microsoft.com/windows/mobile/devicecenter.mspx](http://microsoft.com/windows/mobile/devicecenter.mspx)).

**clintonf3**

[smartphonemag.com/forum/topic.asp?TOPIC\\_ID=29877](http://smartphonemag.com/forum/topic.asp?TOPIC_ID=29877)

### Getting out of Internet Explorer full screen mode

I accidentally put Internet Explorer Mobile into full screen mode on my HP rx5915, and can't figure out how to get it back to non-full screen. How do I get it back?

**cw\_racefan**

- ▷ Try tapping-and-holding someplace on the screen (that isn't a link). You should get a pop-up menu where you can unselect full screen.

**Big-AIH**

- ▷ Your suggestion did the trick! Thanks!

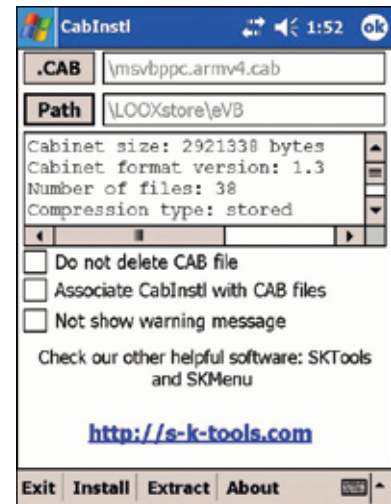
**cw\_racefan**

[smartphonemag.com/forum/topic.asp?TOPIC\\_ID=29722](http://smartphonemag.com/forum/topic.asp?TOPIC_ID=29722)

### Installing CAB files to alternate locations

I have an iPAQ rx3000 running Windows Mobile 2003. I want to install a program that is a .cab (CAB) file to the SD card. I can transfer it to the SD card and then do the install, but it will only install to the operating memory and does not give me the choice to install it to the SD card as in ActiveSync. How can I install it?

**Coquitlam**



Third-party programs like Cabinstl allow you to install CAB files to any location on your device.

- ▷ You will need free Cabinstl ([pocketpcfreewares.com/en/index.php?soft=524](http://pocketpcfreewares.com/en/index.php?soft=524)) to install to a location other than the app's default in Main Memory when running a CAB file directly on your device. Apps like Cabinstl add the ability to install to alternate memory locations much like the option to do so when you install software from a host PC through an ActiveSync connection. There are a couple of free CAB install managers available at [freecabs.de](http://freecabs.de) as well as an extensive collection of CAB install files.

**YankeeJeep**

[smartphonemag.com/forum/topic.asp?TOPIC\\_ID=29949](http://smartphonemag.com/forum/topic.asp?TOPIC_ID=29949)

# Tips From The SmartphoneMag.com Forums from Feb/Mar 08

The quality and success of Smartphone & Pocket PC magazine flows from the practical wisdom of its readers and their contributions to the publication. "Tips from the Forums" represents a small sample of the Pocket PC wisdom posted on our online forums ([www.SmartphoneMag.com/forum](http://www.SmartphoneMag.com/forum)). We have edited this material for clarity

and to avoid repetition. We also include links to the original posts, which may have additional details. A very big "Thanks!" goes to all the forum members and moderators for sharing their knowledge with other users.

## Stop annoying pop-up messages from Startup folder

I use an iPAQ rx3715 Pocket PC and have been getting a message after virtually every backup and reset, telling me that "KBcurrentIM" is missing. Can anyone shed some light on how to fix this annoying problem?

**chipbryan**

▷ In File Explorer, go to \Windows\Startup and delete it there.

**felixgza**

▷ Problem solved—I went to Windows\Startup and cleared out all the junk—and voila—no more message.

**chipbryan**

[Smartphonemag.com/forum/topic.asp?TOPIC\\_ID=29172](http://Smartphonemag.com/forum/topic.asp?TOPIC_ID=29172)

## Try a new battery before ditching that old PDA

I have added GPS capability to my HP iPAQ by installing Garmin GPS software on the device and using Garmin's Bluetooth GPS receiver with it. After using it twice, my iPAQ won't turn on. I have tried a soft and hard reset and nothing is bringing it back. Is my Pocket PC dead in the water? Any suggestions?

**calvinspb**

▷ I once had a walkie-talkie with a bad battery. I could not get it to turn on until I replaced the battery. If you have a spare battery for the iPAQ, you might give it a try.

**Dale Daniels**

▷ It worked. It was the battery. Thank you!

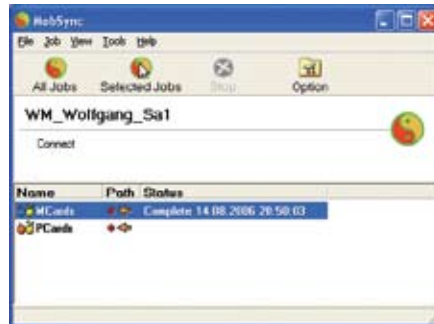
**calvinspb**

[Smartphonemag.com/forum/topic.asp?TOPIC\\_ID=29171](http://Smartphonemag.com/forum/topic.asp?TOPIC_ID=29171)

## Use the freeware MobSync to sync individual files

I'm a newcomer to Windows Mobile and am trying to get my new device set up so it can replace my old Palm. No matter what I do with ActiveSync's Settings, however, the Files synchronization is one directional: files on the PC are copied to the device, overwriting any changes I made to the documents on the Pocket PC. This happens every time I sync. Any advice?

**HunterGreen**



MobSync allows you to sync any file or folder between your desktop PC and PDA.

▷ Try using MobSync ([pocketpcfreewares.com/en/index.php?soft=985](http://pocketpcfreewares.com/en/index.php?soft=985)). It lets you set up specific files or folders to sync between your PC and Windows Mobile device. It requires the ActiveSync connection to run, but you use MobSync to sync things like List Pro files.

**buzzard**

▷ MobSync is great! Even the freeware version is wonderful. I can sync multiple folders to different places. Excellent tip—thanks so much.

**HunterGreen**

[Smartphonemag.com/forum/topic.asp?TOPIC\\_ID=29011](http://Smartphonemag.com/forum/topic.asp?TOPIC_ID=29011)

## Remove battery before long-term storage

My iPAQ 2750 sat on a shelf this summer while I was taking medical board examinations. When I tried to turn it back on again this fall, the battery had completely drained, and I am at a loss as to how to get it started again. I've left it plugged into the cradle overnight, but no luck, and also tried resetting with hard and soft resets. Any advice?

**Blaine Eubanks**

▷ Unfortunately, it appears you will need a new battery. The Lion Battery Web site ([lionbattery.com](http://lionbattery.com)) carries replacement batteries for many Windows Mobile devices.

**Dale Daniels**

▷ Any lithium-ion battery may be damaged if allowed to go to a completely dead state. The same smart circuit that keeps them from overcharging can be damaged if they are allowed to totally

drain. The best tactic when you expect to leave your device unused for an extended period is to remove the battery, since it is maintaining the trickle flow to the device's RAM area that creates the drain. Remember that powering your device off is actually putting it into an extremely low power consumption mode that maintains the memory image for an instant-on response; it is not in a zero-power mode that we are used to having when we turn something off.

**YankeeJeep**

[Smartphonemag.com/forum/topic.asp?TOPIC\\_ID=29289](http://Smartphonemag.com/forum/topic.asp?TOPIC_ID=29289)

## Older Pocket PCs don't support SDHC memory cards

I bought a new 4 GB SanDisk SD card for my iPAQ hx2755. I bought it to replace the current 2 GB SanDisk SD card I am using. I "tested" it with a USB card reader/writer and it seemed to work perfectly. My problem is that I cannot get my iPAQ to recognize the new SD card. Under Settings >Memory, it says "Total storage card memory: Not installed." When I place the old 2 GB card back in the slot, the iPAQ immediately recognizes the card, showing the number of MB used and how much is still available on the card. Please tell me how to get my iPAQ to recognize my new 4 GB SD card.

**dsmith30**

▷ Is it SDHC by any chance? If so, I think you are out of luck. Only a few of the most recently-released WM devices support that format. Standard SD memory cards top out at 2 GB.

**YankeeJeep**

▷ YankeeJeep is correct. 2 GB is the max for most older Pocket PCs. Always check the specs of the main hardware before purchasing a very large storage card. This applies to PCs too.

**Bob Katayama**

▷ Thank you, YankeeJeep. You were spot-on. I guess I will have to upgrade my device to take advantage of advancements in technology. I have taken the SDHC card back to the retailer. Thanks again.

**dsmith30**

[Smartphonemag.com/forum/topic.asp?TOPIC\\_ID=28889](http://Smartphonemag.com/forum/topic.asp?TOPIC_ID=28889)

### Delete unneeded files to reduce system hang-ups

Initially, my Pocket PC worked like a dream, but increasingly it's hanging up, sometimes for up to 2 minutes. There seems to be no consistency to when this happens (i.e., it is not associated with one application). A soft reset helps sometimes, but sometimes it can take up to 5 minutes to complete. Is this problem associated with the quantity of data I have on the device? Would it help if I cleared off all data, reverted to the factory settings, and reloaded my data?

**Kabwe**



MemMaid can scan for and remove unneeded files, which can reduce system hang-ups.

- ▷ A hard reset will definitely help. However, I recommend you try moving files out of the main memory and onto an SD card. Also, consider installing MemMaid ([dinarsoft.com/memmaid](http://dinarsoft.com/memmaid)) on your device. This utility scans your device for unneeded files that consume memory space, and lets you remove them. I also recommend that you perform a soft reset of your device at least once a week to clean it up.  
**meslierlp**  
[Smartphonemag.com/forum/topic.asp?TOPIC\\_ID=28961](http://Smartphonemag.com/forum/topic.asp?TOPIC_ID=28961)

### DVD to WMV converter recommendations

I'm looking for a program to convert DVD video files to WMV format. It should be easy to use and convert the files quickly. Any recommendations?

**alexander666**

- ▷ Check out this Web site ([dvd-to-wmv.com](http://dvd-to-wmv.com)). It's one of the best sites on the net for DVD to WMV converters.  
**jackson1234**
- ▷ The easiest to use program I've found is

called Any DVD Converter ([any-video-converter.com](http://any-video-converter.com)). A free demo version is available—it's worth a try!  
**fifiward**  
[Smartphonemag.com/forum/topic.asp?TOPIC\\_ID=29312](http://Smartphonemag.com/forum/topic.asp?TOPIC_ID=29312)

### Hard reset fixes Voice Command

My Voice Command stopped working. I suspect the problem was caused by the accidental deletion of Incoming and Outgoing COM Ports in the Settings/Bluetooth/COM Ports portion of my Cingular 8525. How can I get these back?

**donmiller1**

- ▷ I doubt the problem is related to COM ports. I would first go with the usual solutions: first, perform a hard reset. If that doesn't work, uninstall and reinstall everything. You should get the default settings back.  
**eternaut**
- ▷ You were correct. The COM Ports had no effect. I did a hard reset and everything came back except for the COM Ports; however, everything works. Thanks for the reply.  
**donmiller1**  
[Smartphonemag.com/forum/topic.asp?TOPIC\\_ID=28786](http://Smartphonemag.com/forum/topic.asp?TOPIC_ID=28786)

### Fax programs

I am looking for a fax program that runs under WM 5. Can anyone please help me?  
**emo777**

- ▷ I have been looking for the same thing for nearly four months, and have found nothing. Could somebody help us, because it's important for me to have a mobile fax. I have tried KSE Truefax and MFax program, but found out that there is no update version for WM 5 yet.  
**Jais**
- ▷ You may need to go with an online fax service until a WM 5/6 fax program is released. Check out eFax ([efax.com](http://efax.com)).  
**dhart**  
[Smartphonemag.com/forum/topic.asp?TOPIC\\_ID=20908](http://Smartphonemag.com/forum/topic.asp?TOPIC_ID=20908)

### Windows Mobile conversion?

I have a Sharp Zaurus SL-C3100 with a Linux OS (Opie 1.2). I would like to convert this unit to a Windows Mobile platform, but I don't know where to start. Is such a conversion possible? Please advise!

**jdownesmd**

- ▷ Unless the unit was originally released with a Microsoft Mobile operating system installed, there is nothing you can do. Upgrades from an older version of Windows Mobile are available if and when the manufacturer of the hardware provides an upgrade directly. There is no generic Windows Mobile OS that you can buy or download like your desktop/laptop Windows. The OS only comes bundled with the hardware. Not all manufacturers provide upgrades for all the Windows Mobile make/models.  
**Bob\_Katayama**  
[Smartphonemag.com/forum/topic.asp?TOPIC\\_ID=28805](http://Smartphonemag.com/forum/topic.asp?TOPIC_ID=28805)

### Erase data from stolen phone?

My phone got stolen yesterday. I have some confidential information inside the phone; does anyone know if I can erase the data?

**spencerman**

- ▷ Exchange Server network accounts can be set up to have information remotely wiped clean when the unit connects to the server (and the server administrator has set up the unit to be wiped). There is no way that I am aware of to remotely or locally erase data on a Windows Mobile device unless it is set up ahead of time for this purpose. You can go here ([microsoft.com/technet/technetmag/issues/2007/07/Mobile](http://microsoft.com/technet/technetmag/issues/2007/07/Mobile)) to read how the remote wipe works.  
**Bob\_Katayama**
- ▷ I was able to find these options that claim to help remotely erase your phone info. I think it's worth a look. It seems like an alternative to owning a server, which can cost a lot of money. Good luck.
  - [mobilesky.com](http://mobilesky.com) – A free remote erase service
  - [spritesoftware.com](http://spritesoftware.com) – Backup software  
**robin\_greenlane**
- ▷ The services you have located do work, but again, they must be activated and configured ahead of time. There is no method I am aware of that can accomplish this after the fact.  
**Bob\_Katayama**  
[Smartphonemag.com/forum/topic.asp?TOPIC\\_ID=29218](http://Smartphonemag.com/forum/topic.asp?TOPIC_ID=29218) ■

The quality and success of Smartphone & Pocket PC magazine flows from the practical wisdom of its readers and their contributions to the publication. "Tips from the Forums" represents a small sample of the Pocket PC wisdom posted on our online forums ([www.SmartphoneMag.com/forum](http://www.SmartphoneMag.com/forum)).

We have edited this material for clarity and to avoid repetition. We also include links to the original posts, which may have additional details. A very big "Thanks!" goes to all the forum members and moderators for sharing their knowledge with

## OK to delete CAB files

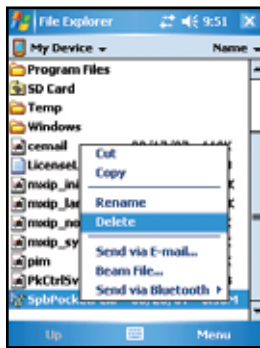
Can I delete CAB files after installing their programs?

**distinctive**

▷ Sure. Actually, they usually delete themselves after installation is completed.

**CE Geek**

[SmartphoneMag.com/forum/topic.asp?TOPIC\\_ID=28640](http://SmartphoneMag.com/forum/topic.asp?TOPIC_ID=28640)



If a CAB file remains on your device after you install the program, you can delete it in File Explorer.

▷ If you are not using the phone functions, I would go with the Dell. I have the hx2795 and I love it, but I would recommend the Dell for the improved graphics. With either one of those models you will get improved processing power and better resolution. I don't think there will be a WM 6 upgrade for them, but there are a great deal of functions one can get through other software. For example, Flexmail will give you HTML mail support. (Any non-phone-related Windows Mobile software will run on standard Pocket PCs.)

**Dale Daniels**

▷ Dell is no longer selling the Axim series. However, you can still find them in new and used condition through third parties. Go to [PriceGrabber.com](http://PriceGrabber.com) and do a search on "Axim X51v."

**Rich Hall**

[SmartphoneMag.com/forum/topic.asp?TOPIC\\_ID=28407](http://SmartphoneMag.com/forum/topic.asp?TOPIC_ID=28407)

4) Unscrew the six screws along the back and carefully open the unit.

5) On the lower left corner, you'll want to pull straight up and out on the speaker connection—a small square plastic piece with metal prongs.

6) Just push it back out of your way so you can lift the motherboard out. When you pull it out, look at the bottom left hand side and you'll see a thin piece of mylar film (connects the motherboard to the screen and contains the connection wires). Look carefully at the left hand side of it and see if you see something that looks like a burnt hole. If so, that's the problem. It's causing some kind of communication problem with the screen. Here's all you have to do: Take a small piece of electrical tape and place it over the mylar film. Then put the device back together in the reverse order of how you got it open.

Mine is working like a champ now!

**trobbins**

▷ Thank you! It is now working like there was never a problem!

**katiemae**

*Editor's note: There were four other forum responders who stated that the procedure worked for them.*

[SmartphoneMag.com/forum/topic.asp?TOPIC\\_ID=13366](http://SmartphoneMag.com/forum/topic.asp?TOPIC_ID=13366)

## Bluetooth uses more power than infrared

I am under the impression that Bluetooth uses more power than infrared. Am I wrong? I am considering buying a Bluetooth keyboard and am not always near power when I travel with my Dell Axim X51v.

**kalamamak**

▷ Yes, Bluetooth consumes much more power than IR transmissions. To conserve power, you should shut down Bluetooth when you are not using it (in the Wireless or Comm Manager menu).

**fisa**

[SmartphoneMag.com/forum/topic.asp?TOPIC\\_ID=27165](http://SmartphoneMag.com/forum/topic.asp?TOPIC_ID=27165)

## Don't need a phone? Buy a Pocket PC

I currently have an iPAQ 4355 and I'm ready to upgrade. I know Pocket PCs are a dying breed, so I'm conflicted about what to buy next. Should I buy a smartphone so that I can get the latest version of the Windows Mobile OS, or is it better to buy the best Pocket PC that was last released (I was leaning towards the iPAQ hx2795 or maybe the Dell Axim X51v)?

**AbbyNormal**

## Solution to Dell Axim not registering screen taps

My Dell Axim won't register my taps. I've tried soft taps, hard taps, various angled taps, and soft and hard resets, but my device only sporadically registers taps. Has anyone had this happen or have any ideas?

**katiemae**

▷ I was having the same problem. I went surfing on the Web and luckily stumbled upon the answer. There is likely a burned hole on a small, thin piece of mylar film on the inside of the unit. Before you give up and throw it away, let me tell you how to fix it because it is easy enough that I was able to do it, and I am NOT a computer geek at all.

1) Back up the unit on to your desktop or laptop computer.

2) Take out the battery and memory card.

3) Turn the unit over and carefully pull the black rubber feet from the top, the black rubber circles out of the bottom, and the black rubber side panels. They are stuck on with a rubber cement compound, so pull carefully and try to preserve the sticky stuff as much as possible.

## Changing the registry and closing applications

I bought an E-TEN M700.

- 1) How do I disable the small keyboard on the bottom of the screen (the one that pops up whenever I need it the least)?
- 2) Is there a way to assign a program to the Contacts link?
- 3) How do I edit the registry?
- 4) Is there a way to close a program without sending it to the background?

**qiuness**

- ▷ 1) Try changing this registry key at your own risk: Hkey\_Current\_user\ControlPanel\SIP\AllowChange = 1. Change that to 0.
- 2) Still at your own risk: Hkey\_Current\_user\software\Microsoft\today\keys\112

(and 113). 112 represents the left key and 113 the right one. Type the name of the application for the default value and the path to the application as the value data. 3) Get a third-party registry editor. (A search for "registry editor" in our Encyclopedia of Software and Accessories (SmartphoneMag.com) will yield a number of results.)

4) Use the keyboard shortcut ctrl + Q to completely close applications, or download a Task Manager utility. Magic Button works well and is free ([tracreative.com/mb.aspx](http://tracreative.com/mb.aspx)).

**meslierlp**

[SmartphoneMag.com/forum/topic.asp?TOPIC\\_ID=27936](http://SmartphoneMag.com/forum/topic.asp?TOPIC_ID=27936)



Tapping Ctrl + Q on the soft keyboard will completely close most programs.

### Dell X5 maximum storage card size

What is the largest size SD card that the X5 will recognize?

**airwire**

▷ I currently use a 2G SD card but routinely get errors if the card is anywhere near 1/2 full. My 4G card did not work at all. As the SD card slot is NOT SDIO compliant, I would limit it to 1G. The CF slot works fine at 2G.

**Cpt Kludge**

[SmartphoneMag.com/forum/topic.asp?TOPIC\\_ID=28140](http://SmartphoneMag.com/forum/topic.asp?TOPIC_ID=28140)

### Best Cingular smartphone

I have a Nokia E62 phone and I want to upgrade to a Pocket PC Phone Edition device. I was wondering what the best one out there really is. I have Cingular (now AT&T) service and want to keep them. I see that there is the Treo 750 and the 8525 (which looks really good) but I had an 8125 and I had nothing but problems with it. That's why I am using the E62 now. I want a phone that has a great Web browser and a decent camera.

**Lazerbyte**

▷ Despite your past experience, I would recommend the 8525. I bought one for my wife recently. The funny thing is, I have always preferred a PDA over a smartphone because of the more powerful processor and a wider array of applications. Well, the 8525 changed my mind about EVERYTHING. It is an excellent device, and it has been extremely reliable. Perhaps they fixed all the issues that the 8125 had. Either way, I will soon be buying one for myself.

**Spudley112**



Many users and reviewers have agreed on the reliability and power of AT&T's 8525.

▷ I agree that the 8525 is good, but the Treo does have one advantage over the 8525—one-handed operation. This is just something else to think about before spending the big bucks on these things. (And at least Cingular/AT&T has a "buyer's remorse" program—you have 30 days to try it out.)

**tedbeari**

[SmartphoneMag.com/forum/topic.asp?TOPIC\\_ID=27219](http://SmartphoneMag.com/forum/topic.asp?TOPIC_ID=27219)

### Press harder when you use screen protectors

I'm trying to copy registration codes emailed to me from a software vendor so that I can paste the codes into the registration field of the software. I'm able to highlight the codes using my stylus, but can't find the applicable menus to copy and paste.

**Distinctive**

▷ Press the stylus down on the highlighted text and a pop-up menu will appear. "Copy" is one of the options in this menu.

**Dale Daniels**

▷ It turns out that I was not pressing the stylus hard enough. Apparently, my new screen protector makes the touch screen less sensitive. I'm about ready to get rid of it because it's taking the joy

out of using my new Cingular 8525.

**Distinctive**

[SmartphoneMag.com/forum/topic.asp?TOPIC\\_ID=28579](http://SmartphoneMag.com/forum/topic.asp?TOPIC_ID=28579)

### Device no longer recognizes SD card

One of my SD cards is no longer recognized by any of my devices. When I put it in my digital camera, the camera froze at the start screen. My laptop tells me to please insert a card into the card reader. My Pocket PC doesn't see it at all. Is there any way to fix this, or is it now just a boogie board for GI Joe? Data recovery isn't the issue.

**Stempler**

▷ If none of your devices are able to read it, the message is crystal clear: Time to buy a new SD card.

**Linley Meslier**

[SmartphoneMag.com/forum/topic.asp?TOPIC\\_ID=28490](http://SmartphoneMag.com/forum/topic.asp?TOPIC_ID=28490)

### Can't open MS Reader .LIT files with File Explorer

I have MS Reader for Pocket PC installed on my device and have downloaded a number of eBooks for it (in the .lit file format). With Word, Excel, and other documents, I can use File Explorer to find them and tap on them and they open in the appropriate application. I can't do this with .lit files. What's the problem, and is there a solution?

**Kuipou**

▷ MS Reader only accesses files from its library screen. As you have discovered, tapping on a .lit file in File Explorer does nothing. (This is not the case with the desktop PC version of MS Reader). When you download an eBook, place it in your device's "My Documents\My Library" folder. It will then appear in the MS Reader Library screen. This folder can be in internal memory or on a storage card, but it must be named "My Library" and be a subfolder of the "My Documents" folder or Reader won't "see" it.

**YankeeJeep**

[SmartphoneMag.com/forum/topic.asp?TOPIC\\_ID=28524](http://SmartphoneMag.com/forum/topic.asp?TOPIC_ID=28524) ■

# Tips From The SmartphoneMag.com Forums from Aug/Sep 07

The quality and success of Smartphone & Pocket PC magazine flows from the practical wisdom of its readers and their contributions to the publication. "Tips from the Forums" represents a small sample of the Smartphone and Pocket PC wisdom posted on our online forums ([www.SmartphoneMag.com/forum](http://www.SmartphoneMag.com/forum)).

We have edited this material for clarity and to avoid repetition. We also include links to the original posts, which may have additional details. A very big "Thanks!" goes to all the forum members and moderators for sharing their knowledge with other users.

## Don't copy installers directly to your Pocket PC

I recently bought a Cingular 8125 Pocket PC Phone Edition device. When I try to install third-party software on it, I get a message telling me that it is not a valid Pocket PC application. I tried installing Skype Mobile and My Last Cigarette 2007 and it still gives me the same message. I've seen other Cingular 8125s running those programs. What do I have to do to install these programs?

**HashBush**

It sounds like you are downloading the programs to your PC, copying them to your Pocket PC, and trying to run them. When you download a third-party program, you are normally downloading an "installer" file that is designed to be run on the PC and will automatically install the necessary components on the Pocket PC. Make sure your Pocket PC is connected to your PC and then run these installers on your PC.

**Russel2512**

Thanks! That was the problem. I ran the .exe file from my PC and the program was installed.

**HashBush**

[SmartphoneMag.com/forum/topic.asp?TOPIC\\_ID=25914](http://SmartphoneMag.com/forum/topic.asp?TOPIC_ID=25914)

## Can't move PIM database files to storage cards

I have a Cingular 8525 Phone Edition device running Windows Mobile 5. Is there any way to move PIM.vol files (the database files for Contacts, Calendar, Tasks, etc.) to a storage card?

**Rhussain**

Sorry, but the answer is NO; you cannot move PIM.vol files to a storage card. However, there are third-party PIMs that will store their databases on a storage card.

**Meslierlp**

[SmartphoneMag.com/forum/topic.asp?TOPIC\\_ID=26114](http://SmartphoneMag.com/forum/topic.asp?TOPIC_ID=26114)

## Where do I get Outlook Mobile?

I recently purchased a Cingular 8525 Phone Edition device and I'm the quintessential Windows Mobile newbie. A co-worker

asked me if I had Outlook Mobile and I didn't think I did. I did some digging on Microsoft's Web site and it advertises Outlook Mobile but there isn't a whole lot of information on it. Is this going to be released? Is it already released? Where do I get it? Thanks for your patience and help.

**Daryllhurst**



Intellisync is an excellent third-party synchronization program.

All Windows Mobile devices come with a version of Outlook Mobile built into them. It consists of Calendar, Contacts, Tasks, and Messenger (the e-mail application). All of these will sync directly with the desktop PC version of Outlook via ActiveSync. If you don't have Outlook on your PC, you can install it using the copy found on the Companion CD that ships with the 8525. If, however, your PC is at the office and your company uses another personal information manager, you probably shouldn't install Outlook. You'll need to replace ActiveSync with a third-party synchronization program like Intellisync ([intellisync.com](http://intellisync.com)).

**Airbrushed**

[SmartphoneMag.com/forum/topic.asp?TOPIC\\_ID=25948](http://SmartphoneMag.com/forum/topic.asp?TOPIC_ID=25948)

## 5 helpful tips about emoze

Emoze is the easiest and most secure push e-mail application available today. It allows you to push your Outlook and Lotus notes, e-mails, Contacts, Calendar & Tasks to your Mobile device.

Download, registration, and use of emoze are all free, and users need a data package from their mobile service provider. It works on Smartphones, Pocket PCs,

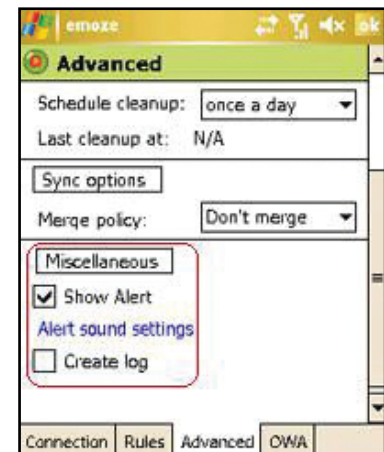
and any other POP3 device, which includes hundreds of mobile phones. In addition, you can choose to sync your device via GPRS or Wi-Fi.

Here are 5 tips which will help you benefit the most from your emoze experience.

### Time Intervals

In order to reduce data connection & battery drain, emoze allows you the option of syncing at time intervals. To configure this option, do the following:

- 1) Open emoze and select Accounts, then select Open account
- 2) In the "Push every" field, choose either "Always on/Push" or one of the other times.



You can set a notification alert for new messages in the Advanced tab in Settings.

### Alert Notification Sound

With emoze, you can configure the notification alert of your arrived data (e-mail, Contacts, Calendar, and Tasks). To change the configuration, do the following:

- 1) In emoze, select Settings and then open the Advanced tab at the bottom.
- 2) Under Miscellaneous, check the Show Alert box and tap on Alert Sound Settings.

### Rules

The rules feature allows you to configure the folders that are being synchronized to and from your device. The following folders can be configured: Inbox, Outbox, Sent Items, Tasks, Calendar, Contacts, and Drafts. Select Settings and open the Rules tab at the bottom. Each folder has its own settings which you can change accordingly.

### Power Save Mode

Even if your device is set to always on, emoze allows you to switch to 5 minute intervals if there has been no activity on the device (Windows Mobile 5 only). To choose the Power Save Mode option do the following:

- 1) In emoze, tap on Settings and open the Advanced tab at the bottom.
- 2) Check the Power Save Mode box.

### Auto fix connection

This feature allows you to automatically switch to an available connection. For example, if you're working via Wi-Fi and walk out of range, emoze will automatically switch to a GPRS connection. To set the Auto Fix Connection on your device, go into Settings and tap on the Connection tab. Then check the Auto Fix Connection checkbox.

You can download emoze for free at [emoze.com/en/download](http://emoze.com/en/download).

**Marksmith**

[SmartphoneMag.com/forum/topic.asp?TOPIC\\_ID=27122](http://SmartphoneMag.com/forum/topic.asp?TOPIC_ID=27122)

### Automatic updates on WM

How do you update Windows on a Pocket PC Phone Edition with WM5? There doesn't appear to be an Automatic Update option and I cannot find any links on the MS Web site related to this. I assume there is because Google found an update having to do with installing a db application, but when I tried installing it, an error appeared saying I didn't have the right .Net version installed.

**Astaroth**

- ▷ Sorry, there is no such thing as Automatic Updates on Windows Mobile 5 powered devices. Updates are provided by device manufacturers. Regarding the .Net issue, just download the latest compact framework directly from Microsoft's Web site.

**Meslierlp**

- ▷ Under WM5, getting this error means you haven't installed Compact Framework 2 on your Pocket PC yet. All you need to do is download Compact Framework 2 (preferably the latest SP2 version, at the time of writing) and install it. Windows Update is now available on Windows Mobile 6 devices and only applies to operating system-related files available from Microsoft only.

**Bob Katayama, Forum Administrator**  
[SmartphoneMag.com/forum/topic.asp?TOPIC\\_ID=27281](http://SmartphoneMag.com/forum/topic.asp?TOPIC_ID=27281)

### Restoring files from a PC with ActiveSync

My Pocket PC Phone has a nasty habit of doing a hard reset on odd (and usually the most inopportune) occasions—normally while I'm on the phone. As a result, I lose everything on the phone itself, but luckily all my data is on my PC, so when I sync, things should be back to normal... but no such luck.

My problem is that ActiveSync refuses to recognize my existing partnership—instead it just asks me if I want to start a new partnership or Guest partnership. When I open ActiveSync on my PC, I can see the old partnership and can select it, but when I connect the PDA, this option grays out and asks me again to start a new/Guest partnership. I am also unable to do a restore, as it states I have an "invalid restore file."

**Lima.m**

- ▷ Right after the hard reset, go to Start >Settings >System >About and rename your device ID (any name you like), then synchronize. This will allow ActiveSync to create a new partnership. During setup, choose the PC to PDA direction so that all your Outlook PIM data will be synchronized to your PDA. As for files, you can simply copy whatever files you had in the "My Documents" folder of the old partnership to the new one.

Also, if you are frustrated and cannot find a solution to the hard resets (ActiveSync restore is notoriously unhelpful), then you may want to try another third-party backup program such as Sprite Backup ([spritesoftware.com](http://spritesoftware.com)) or Spb Backup ([spbsoftwarehouse.com](http://spbsoftwarehouse.com)).

**Firassalim**

- ▷ The inability to restore ActiveSync backup files may also be caused by the different language setting. Go to Settings >System >Regional settings and make sure your device is set to the same regional setting as the backup. For more on backing up your device, check out the Windows Mobile Backup Bible, which is posted on our blogs ([pocketpcmag.com/blogs/index.php?p=1270](http://pocketpcmag.com/blogs/index.php?p=1270)).

**Werner Ruotsalainen**

[SmartphoneMag.com/forum/topic.asp?TOPIC\\_ID=26688](http://SmartphoneMag.com/forum/topic.asp?TOPIC_ID=26688)

### Installing files with a card reader and CabInStl

The problem is that I've lost the cradle/cable that synchronizes the PDA with the PC. Is there any way around this to install

programs on the PDA (I thought this could be done with portable storage, I'm using a 64 MB MMC card)?

**Ajkalsey**

- ▷ If you have a card reader that you can attach to your PC, then all you need to install programs on your PDA is to get your hands on the CAB files for the programs you want and copy those files to the MMC card. Then, you can run the CAB files from the MMC card (inserted into the PDA, obviously) to install the programs on the PDA. If you don't mind having them installed in main memory, you can run the CAB file from inside File Explorer.



You can use CabInStl to control where .CAB files are installed.

If you have a pre-WM5 device and want control over where the programs get installed, including installing them on the storage card itself, be sure to copy a little program called "CabInStl" anywhere on your device. Then run it and make sure the "Associate CabInStl with CAB files" checkbox is checked. After that, selecting (tapping on) a CAB file in File Explorer will bring up the CabInStl dialog, which allows you to set the target path for the installation. You can get CabInStl at [FreewarePpc.com](http://FreewarePpc.com).

**MarcoMillions**

[SmartphoneMag.com/forum/topic.asp?TOPIC\\_ID=14246](http://SmartphoneMag.com/forum/topic.asp?TOPIC_ID=14246) ■

# Tips From The SmartphoneMag.com Forums from Jun/Jul 07

The quality and success of Smartphone & Pocket PC magazine flows from the practical wisdom of its readers and their contributions to the publication. "Tips from the Forums" represents a small sample of the Pocket PC wisdom posted on our online forums ([www.SmartphoneMag.com/forum](http://www.SmartphoneMag.com/forum)).

We have edited this material for clarity and to avoid repetition. We also include links to the original posts, which may have additional details. A very big "Thanks!" goes to all the forum members and moderators for sharing their knowledge with

## Hard reset solves some ActiveSync problems

When I attempt to connect my Windows Mobile 5 iPAQ Pocket PC to my PC running ActiveSync 4.2, I keep getting an error message telling me that the device will not connect. I have deleted and re-installed ActiveSync 4.2 and the beta version of AS 4.5, rebooted the PC, rebooted the Pocket PC, deleted the partnership, and tried much more. ActiveSync installs and locates the device but will not connect. I receive the following message: "ActiveSync could not connect to the Windows Mobile powered device. To troubleshoot this problem, click OK." When I troubleshoot the problem, I get a reference to error code 99, but when I follow the troubleshooter's step-by-step procedure, it doesn't help.

**Frkybig**

- ▷ Try doing a hard reset to restore your device to factory defaults. You will lose all data saved into memory (both ROM and RAM), and the same applies to software that you installed. Only data and software that are on your memory card will remain. The hard reset is performed by pressing a combination of keys. You will find more info about it in your device manual. I hope this helps.

**Meslierlp**

[Smartphonemag.com/forum/topic.asp?TOPIC\\_ID=26436](http://Smartphonemag.com/forum/topic.asp?TOPIC_ID=26436)

## Which device should I buy?

I am going to be purchasing a mobile device and would like some input on what is best for my needs. I need something that will allow me to access the Web as well as my company network. My IT department supports Windows Mobile, which should leave me with quite a few options. I would like something with an integrated phone that will help me stay organized. Music and video capability and a built-in camera would be nice, but are not absolutely necessary. Cost is not an object here; my company will foot the bill no matter what I spend. I just want to get my money's worth and get what I need. I had a Palm unit that was pretty nice, but it didn't have the Windows applications. Any suggestions would be appreciated.

**Dbug**



The i-mate JASJAR Pocket PC Phone Edition device (left) and Sprint's version of the Motorola Q Smartphone (right).


- ▷ My suggestions are the i-mate JASJAR Phone Edition device or the Motorola Q Smartphone. However, you really need to see them and try them before you decide. Windows Mobile devices are radically different from a Palm in how you access features and functionality. I would suggest you find a dealer that has various Windows Mobile devices on display to try. I recommend you spend 30 minutes or more trying the various devices. You can also ask around your company and see if anyone else has a Windows Mobile device so you can get their feedback, since this applies directly to your corporate situation and not generically to a given device. Even though most phone-enabled Windows Mobile devices will let you access the Web and the corporate network, some support text entry better than others. For example, the JASJAR has a larger slide-out QWERTY thumb keyboard that makes responding to messages easier. The Motorola Q has a smaller thumb keyboard on the face of the device. It is useable, but not as good as the JASJAR's. Finally, many Windows Mobile devices do not have a built-in keyboard. With these, you use the virtual "soft keyboards" displayed on the screen to enter text. This works fine for most applications, but it's less suitable for extended text entry (i.e., if you answer a lot of messages on the device). Also, you'll want to get a device running Windows Mobile 5, the latest version of the OS. Avoid anything with earlier versions of the software. They may be less expensive, but it's not worth it in the long run.

**Bob Katayama, Forum Administrator**  
[Smartphonemag.com/forum/topic.asp?TOPIC\\_ID=26299](http://Smartphonemag.com/forum/topic.asp?TOPIC_ID=26299)

## Looking for Sudoku

Does anyone know where I can find a free or commercial Sudoku game for my PPC?

**Trong**



The Sudoku Collection offers three versions of the popular number puzzle.

- ▷ You should take a look at **The Sudoku Collection** from Pocket Adventures ([pocketadventures.com/sudoku.asp](http://pocketadventures.com/sudoku.asp)). **Menneisyys, Forum Administrator**  
[SmartphoneMag.com/forum/topic.asp?TOPIC\\_ID=22765](http://SmartphoneMag.com/forum/topic.asp?TOPIC_ID=22765)

## Installing programs directly from the Web

When you download a third-party program, it usually comes as an "installer" file with an .exe file extension. You must run this on your desktop PC and it installs the program on your Windows Mobile device. I usually download programs directly to my Pocket PC, and it's quite inconvenient for me to have to go back to my PC to install programs. Does anyone know of a way to extract the CAB files from an .exe installer program that has been downloaded to a Pocket PC?

**Tapdov**

- ▷ There is not much you can do since the installer programs are designed to run on standard Windows PCs, and there is no extractor program that I know of. However, many developers also offer their programs in CAB file format, which can be downloaded directly to the Pocket PC. Once you've downloaded the CAB

to your device, use File Explorer to find it. Then tap on it and it will complete the installation. Note that if you use the CAB file method of installation, it does not give you the option of installing the program to a storage card. Finally, once the CAB file installation is completed, the file is automatically deleted. You may want to make a copy of the CAB file before you tap on it.

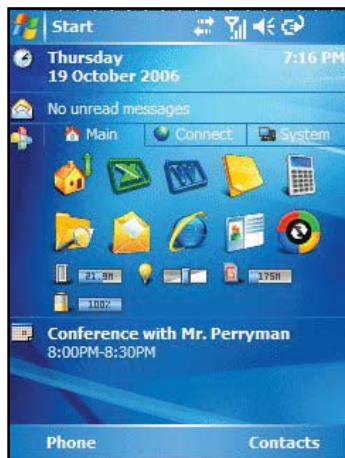
**Bob Katayama, Forum Administrator**  
[SmartphoneMag.com/forum/topic.asp?TOPIC\\_ID=26324](http://SmartphoneMag.com/forum/topic.asp?TOPIC_ID=26324)

### Launching apps from the Today screen

I just installed an upgrade of my GPS software from Destinator (6.0.0 to 6.1.1). Their instructions had me delete the old software from the PDA, copy the new to the SD card, and let the autorun take care of things.

It seemed to work fine, except now the software isn't on the Today screen (it was pre-installed when I bought it and was on the Today screen), and since Destinator is the main reason I have the PDA, this is a bit of a pain. If I go into the Settings/Today menu, it's not even on the list of icons that I can choose for the Today screen (it was before). Is there something that has to happen to make a program "Todayable"?

**Mcewena**



Spb PocketPlus and other third-party applications let you place application launch icons on the Today screen.

▷ I suspect that it was a change in the new version of the Destinator software that is responsible for this. You might contact Destinator to see if they have a solution. There are a number of third-party programs that let you place application launch icons on the Today screen. You can do this for any built-in or user-

installed program. Check out:

- Battery Pack Pro ([omegaone.com/batterypack/pro/default.htm](http://omegaone.com/batterypack/pro/default.htm))
- Spb Pocket Plus ([spbsoftwarehouse.com/products/pocketplus/?en](http://spbsoftwarehouse.com/products/pocketplus/?en))
- Ppc Today ([ppcsoft.com/ppcsoft/products/ppctoday.asp](http://ppcsoft.com/ppcsoft/products/ppctoday.asp))

Best of luck!

**Rich Hall, Editor**

**Smartphone & Pocket PC magazine**  
[SmartphoneMag.com/forum/topic.asp?TOPIC\\_ID=26122](http://SmartphoneMag.com/forum/topic.asp?TOPIC_ID=26122)



Prehistoric: Road to Hollywood will soon be available in an Alpha trial version.

### Road to Hollywood

We're working on a new arcade game for the Pocket PC called "Prehistoric: Road to Hollywood." Its Web page ([bonanzagames.com/games/prehistoric](http://bonanzagames.com/games/prehistoric)) describes the project and lets you sign up to receive news of its progress. The initial Alfa version of the game will be available soon. Thank you for the attention to the project.

**Bonanzagames**

[SmartphoneMag.com/forum/topic.asp?TOPIC\\_ID=25529](http://SmartphoneMag.com/forum/topic.asp?TOPIC_ID=25529)

### Setting up a 24-hour clock

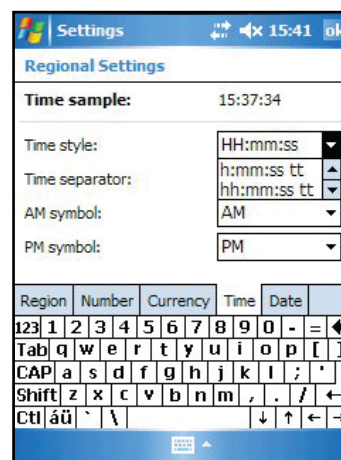
I have an i-mate Pocket PC running Windows Mobile 5 and have had some problems trying to set up the clock to display 24-hour time. I recently tried the new version of Omega One Battery Bar and uninstalled it and reinstalled the older version of the program. I now find that my Pocket PC won't let me select the 24-hour clock.

**Forevergreen**

▷ I saw the following instructions in a previous issue of the magazine. From the Today Screen:

1. From the Start menu, select Settings and go to the Systems tab.
2. Scroll down and select the "Regional Settings" icon.
3. At the bottom, select the "Time" tab.
4. In "Time style:" select HH:mm:ss.

**THankins**



The Regional Settings utility in the Start > Settings > System folder lets you set the system clock to display 24-hour time.

▷ Thanks for your reply which is absolutely correct. However, it wasn't quite so easy. I had the HH:mm:ss option, but couldn't see hh:mm:ss and h:mm:ss. So I deleted the hh:mm:ss option and, wonder of wonders, up came the HH:mm:ss (and incidentally H:mm:ss).

**Forevergreen**

▷ When you tap on the down arrow next to the Time style field, only two of the four time display options are shown (see image). To see the other options, you need to tap on the up and down arrows next to the time display options.

**Rich Hall, Editor**

**Smartphone & Pocket PC magazine**  
[SmartphoneMag.com/forum/topic.asp?TOPIC\\_ID=26163](http://SmartphoneMag.com/forum/topic.asp?TOPIC_ID=26163)

### Replacement screen for PPC

I'm looking for a replacement LCD screen for my Toshiba e550g Pocket PC. Can anyone help me find one?

Thank you.

**Jessie James**

▷ Jessie, there are a few online stores that sell replacement parts, including [PDA-Parts.com](http://PDA-Parts.com), [PDASmart.com](http://PDASmart.com), and [PocketPCTechs.com](http://PocketPCTechs.com). However, I just checked and none of these sites list screens for the e550g. You might try looking on eBay.

**Rich Hall, Editor**

**Smartphone & Pocket PC magazine**  
[SmartphoneMag.com/forum/topic.asp?TOPIC\\_ID=26639](http://SmartphoneMag.com/forum/topic.asp?TOPIC_ID=26639)

# Tips From The SmartphoneMag.com Forums from Apr/May 07

The quality and success of Smartphone & Pocket PC magazine flows from the practical wisdom of its readers and their contributions to the publication. "Tips from the Forums" represents a small sample of the Pocket PC wisdom posted on our online forums ([www.SmartphoneMag.com/forum](http://www.SmartphoneMag.com/forum)).

We have edited this material for clarity and to avoid repetition. We also include links to the original posts, which may have additional details. A very big "Thanks!" goes to all the forum members and moderators for sharing their knowledge with

## Converting voice recordings in Notes files to .wav files

I recorded some voice notes and moved them to my PC's hard drive for storage. However, they are all in the Pocket PC's Notes format (\*.msg). I want to convert them to .wav files and burn them onto a CD. How do I convert them?

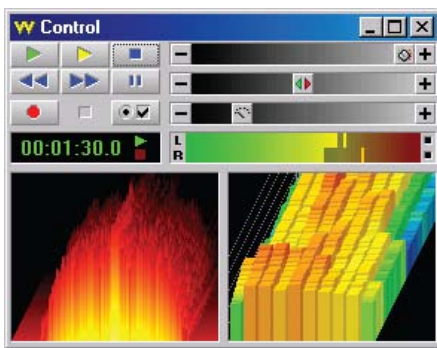
**Jillspring**

After playing with this for a bit, I discovered that there was a text header at the beginning of the .msg file, followed by the .wav file used for voice recordings in Notes. If the person you share the notes with doesn't have a Pocket PC, he or she can't open the .msg file and play the recording.

The good news is that I discovered a way to edit the .msg file and turn it into a .wav file using a program called Gold Wave ([goldwave.com](http://goldwave.com)). After you install the program on your PC, follow these steps:

- 1) Make a copy of the .msg file you have.
- 2) Rename your .msg copy you just made to .wav.
- 3) Load the file into Gold Wave.
- 4) Set the file read/playback as: 11,025 hz, 8 bit, mono.
- 5) Cut the header information off the file. For example, on my file, it was the first 12.5 seconds.
- 6) Play back your file to validate it is working right.
- 7) Save the file to a usable format (.wav, .mp3, etc.).

**Wenha**



Using the PC program Gold Wave, you can turn .msg files into .wav files.

You may want to switch to a MP3 recorder instead of Notes because voice notes

recorded as MP3s take much less space and still offer much better quality than WAV notes. Check out [SmartphoneMag.com/news/jkwwg/JKWWG\\_02-22-05.htm](http://SmartphoneMag.com/news/jkwwg/JKWWG_02-22-05.htm) on this.

**Meneisyys, Forum administrator**

The above is true if you embed a voice recording in a note. However, if you simply hold the voice record button down and make the recording, it is saved as a .wav file. You can also create and save a .wav voice recording in the Notes application as follows:

- 1) Open the Notes application to the list view, but DO NOT open a new note.
- 2) Display the Recording Toolbar. On Windows Mobile 5 Pocket PCs this is done by tapping Menu and selecting View Recording Toolbar. On pre-WM5 devices this is done by tapping the cassette icon at the bottom of the screen.
- 3) Tap the red circular icon in the toolbar to begin recording.
- 4) Tap the black square icon in the toolbar to stop recording.

This does not help you with existing notes, but it will help you avoid the problem in the future.

**Rich Hall**

[SmartphoneMag.com/forum/topic.asp?TOPIC\\_ID=14311](http://SmartphoneMag.com/forum/topic.asp?TOPIC_ID=14311)

## Syncing Exchange public folders with a Pocket PC

I need a PDA solution for the office, and I can find software to sync Palm OS PDAs with Exchange public folders. I can't find any info on syncing Exchange public folders using ActiveSync. Does anyone know of a way to sync to Exchange public folders with the Pocket PC operating system?

**Rickawsp**

You can use Add2Exchange or Add2-Outlook at [diditbetter.com](http://diditbetter.com) to sync your public folders with your mobile device.

**Babrowni**

[SmartphoneMag.com/forum/topic.asp?TOPIC\\_ID=10277](http://SmartphoneMag.com/forum/topic.asp?TOPIC_ID=10277)

## What can you do with a PPC?

I have now had an iPAQ Pocket PC for one year, and it has become a \$400 Solitaire de-

vice. This sounds like an open-ended question, but what can I do with this "techie" toy? I tried a few free RPG games but I could never get them to work. I'm a freebie or shareware person so any and all tips would be greatly appreciated. I'm not necessarily looking to be productive with my iPAQ. I just want to enjoy it, have fun, and be able to do some neat things on it. Thanks!

**Thlorian**

I use it to control my TV, stereo, DVD player, VCR, Surround sound system, DVR (cable box), and anything else that is IR controlled in the house or at work. It serves as my Internet surfing computer, and I am using it to post on this forum as I speak. I download the newspapers each morning using VadeMecum ([vade-mecum.sourceforge.net](http://vade-mecum.sourceforge.net)) and Sunrise XP ([sunrise.mobileread.com](http://sunrise.mobileread.com)) to keep me up on the news. I use AvantGo ([Avantgo.com](http://Avantgo.com)) to check sites that I frequent to keep up on things such as technology news.

I fancy myself a writer, and it contains all my writing for viewing and editing at any time using Word Mobile. I also downloaded a dictionary and thesaurus to help me out.

With various reader programs, I can read a variety of eBooks wherever I am. It holds many of my family pictures which I can show with the slideshow function in HP Image Zone. It serves as a conversion calculator and a Date/Time calculator for scheduling.

With the IBiz radio card I can listen to the radio. I can play MP3s or other music files when I wish. I also have 23 full-length movies loaded on my SD and CF cards that I can watch at any time using the TCPMP program.

I can build databases of any size and type (using XForms) that are used to track everything from training classes to my DVDs.

It serves as a translator when I travel. Basically, I have taken my Pocket PC and asked myself, "What would I LIKE to be able to do with it?" Then I go out and see if there's a program for whatever I want it to do. Many of the programs mentioned are freeware. Others can be purchased for a small fee. My Pocket PC

is a tool that has become a major part of my life.

The question is, "What would you like it to do?" Answer that, and then look for programs that let you do whatever that may be.

**Spudley112**

- ▷ There are a number of good freeware sites for the Pocket PC, including [pocketpcfreewares.com](http://pocketpcfreewares.com) and [freewarepocketpc.net](http://freewarepocketpc.net). In addition, our Best Software Awards page lists the winners and finalists for our 2006 awards. A wide variety of excellent programs are mentioned, but the majority of them are commercial. You can view them at [SmartphoneMag.com/awards/category\\_all\\_2006.asp](http://SmartphoneMag.com/awards/category_all_2006.asp)
- Rich Hall**  
[SmartphoneMag.com/forum/topic.asp?TOPIC\\_ID=25732](http://SmartphoneMag.com/forum/topic.asp?TOPIC_ID=25732)

**Password protect entire device, not individual applications**

I'm quite happy with Outlook and use Notes frequently, but don't like the idea of having unsecured information on my device. I would rather not use a dedicated electronic wallet application. Is there any add-on or simple way to password protect Outlook Mobile? Thanks for any info!

**Gary B. Garland**  
 Moderator, GPS Forum

- ▷ You cannot password protect Outlook Mobile or Notes individually, but you can password protect the entire device. Activate that from the Start >Settings >Password setup utility.
- Rich Hall**  
 Editor  
[SmartphoneMag.com/forum/topic.asp?TOPIC\\_ID=26112](http://SmartphoneMag.com/forum/topic.asp?TOPIC_ID=26112)

**Transferring Contact subfolders using ActiveSync**

My PC's Outlook Contacts are arranged in subfolders to make them more manageable. ActiveSync seems only to be able to transfer contacts from the main folder. Is there any way around this or do I have to put all my contacts in one "top level" folder?

**Jim Harris**

- ▷ Synching Contacts subfolders is not natively supported in ActiveSync. However, PocketMirror Professional ([chapura.com](http://chapura.com)) does support synchronization of multiple Outlook Contacts, Calendar, and Tasks folders with the corresponding Outlook Mobile applications. In



PocketMirror Professional allows Contacts subfolders to be transferred through ActiveSync.

addition, Microsoft offers an add-on to the desktop PC version of Outlook that enables one-way synchronization of Contacts folders. For more on this, check out [pocketpcfaq.com/raj/OutlookPCS.html](http://pocketpcfaq.com/raj/OutlookPCS.html).

**Meslierlp**  
[SmartphoneMag.com/forum/topic.asp?TOPIC\\_ID=25794](http://SmartphoneMag.com/forum/topic.asp?TOPIC_ID=25794)

**Problems with ActiveSync 4**

Finally, after many years of putting up with ActiveSync problems, versions 3.7 and 3.8 seemed relatively problem free for me. Then along came Windows Mobile 5 and ActiveSync 4.x!

The only way I seem to be able to consistently sync is to re-install ActiveSync. Then once I reboot, I can hardly ever use it—only if the stars somehow seem to line up. I am now using 4.5 Beta 2, but I'm having the same problems I did with previous versions. Anyone have any ideas?

**Hal Goldstein**  
 Forum administrator

- ▷ One of the problems I have seen is with the Norton Securities Firewall. I find the Windows XP firewall to work better with ActiveSync in its default settings. What I suggest with many users that run into ActiveSync problems, especially with computers that are a few years old, is to make sure the computer's BIOS is up to date. Many motherboards and laptops have released an updated USB driver or have security and anti-virus related features set on as default. Turning security and anti-virus related features off seems to help, since you have a Windows-based security and anti-virus which

works without the default settings in the BIOS.

I am not sure why or how this could be the root cause, but in many instances it seems to help ActiveSync be more stable. Good luck.

**Bob Katayama**  
 Forum administrator  
[SmartphoneMag.com/forum/topic.asp?TOPIC\\_ID=25913](http://SmartphoneMag.com/forum/topic.asp?TOPIC_ID=25913)

**ROM updates, Registry tweaks**

I have an unlocked HTC TyTN Phone Edition device and use a Cingular Sim card with it. I have read about ROM updates and registry hacks and tweaks. What is the benefit of a ROM update? Would it add any value or features? Also, I see all sorts of registry tweaks with odd codes. Generally, how does one input that information on the Pocket PC to actually make the tweak?

**tb51773**

- ▷ The ROM updates and registry tweaks only work for the make/model you have. ROM updates are improvements in functionality provided by the manufacturer of the hardware. Registry tweaks are end-user solutions that bring out features or provide functionality that improves performance or disables nagging issues. How you apply them should be provided by the creator of the tweak.

**Bob Katayama**  
 Forum administrator  
[SmartphoneMag.com/forum/topic.asp?TOPIC\\_ID=25686](http://SmartphoneMag.com/forum/topic.asp?TOPIC_ID=25686)

**Getting movies onto a PPC**

What is the easiest way to get movies onto a Dell Axim Pocket PC? I record movies off of the TV and save them as MPEGs on my PC. Are there any free programs that will convert an MPEG file to DIVX or WMV format?

**Exscentric**

- ▷ Windows Movie Maker will do that. After you install it on your PC, simply Import the MPEG into Movie Maker and then save it a Windows Media file. It's a free download from Microsoft: [microsoft.com/windowsxp/downloads/updates/moviemaker2.msp](http://microsoft.com/windowsxp/downloads/updates/moviemaker2.msp).

**Lreed**  
[SmartphoneMag.com/forum/topic.asp?TOPIC\\_ID=26117](http://SmartphoneMag.com/forum/topic.asp?TOPIC_ID=26117)

# Tips From The SmartphoneMag.com Forums from Feb/Mar 07

The quality and success of Smartphone & Pocket PC magazine flows from the practical wisdom of its readers and their contributions to the publication. "Tips from the Forums" represents a small sample of the Pocket PC wisdom posted on our online forums ([www.SmartphoneMag.com/forum](http://www.SmartphoneMag.com/forum)).

We have edited this material for clarity and to avoid repetition. We also include links to the original posts, which may have additional details. A very big "Thanks!" goes to all the forum members and moderators for sharing their knowledge with

## Free push e-mail solution for Windows Mobile

Emoze is a FREE push e-mail solution for Pocket PCs, Smartphones, and other devices. I've tried it and it works great. The installation process is very simple: all you have to do is enter the Web site and install it according to your device model. Emoze synchronizes Outlook's Inbox, Calendar, Contacts, and Tasks with full support of attachments. If you want to try it, go to [Emoze.com](http://Emoze.com).

**Marksmith**

[SmartphoneMag.com/forum/topic.asp?TOPIC\\_ID=25567](http://SmartphoneMag.com/forum/topic.asp?TOPIC_ID=25567)

## How to determine Pocket PC operating system version

What version of the Pocket PC operating system do I have installed on my iPAQ? My Settings >Asset Viewer reports "Windows CE 3.0." What version of the Pocket PC operating system is this referring to?

**Mkatzenb**



The Pocket PC's operating system version is displayed in the Start >Settings >System >About screen.

- ▷ On your Pocket PC, go to Start >Settings >System >About.
- If you see Version 3.0.0, it is Pocket PC 2000;
- If you see Version 3.0.1xxxx, it is Pocket PC 2002;
- If you see Version 4.20.xxxx, it is Pocket PC 2003;
- If you see Version 4.21.xxxx, it is Pocket PC 2003 Second Edition;

- If you Version 5.0.xxx, it is a Windows Mobile 5.0 device.  
**Joint Sense**  
[SmartphoneMag.com/forum/topic.asp?TOPIC\\_ID=12674](http://SmartphoneMag.com/forum/topic.asp?TOPIC_ID=12674)

## Hard reset doesn't delete files on storage cards

Is there some way to store a few files somewhere on my WM device so that I won't lose them, even after hard-reset?

**Vid**

- ▷ Just put them on a CF or SD card. Hard resets won't affect anything on one of these.

**Musigenesis**

[SmartphoneMag.com/forum/topic.asp?TOPIC\\_ID=22562](http://SmartphoneMag.com/forum/topic.asp?TOPIC_ID=22562)

## Deleting an ActiveSync partnership

I have an iPAQ rx1950 Pocket PC. When I got a new desktop PC, I couldn't get it to synchronize with my iPAQ. I tried uninstalling and reinstalling ActiveSync, but my PC seems to think the iPAQ is a different device. I think I have to delete the partnerships and start again but I'm not sure how to do it.

**Maz**

- ▷ Open ActiveSync on the PC, go to the File menu, select the Mobile Device option, and choose the partnership you wish to delete. Then go back to the File menu and select the Delete Mobile Device option.

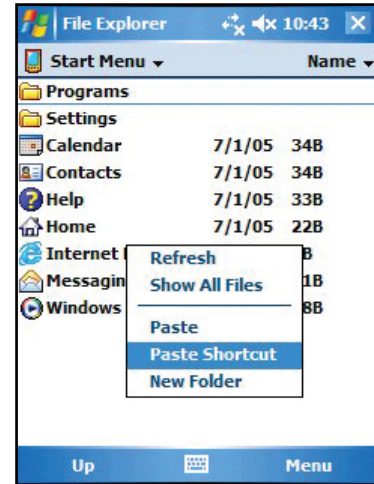
**David Hettel**

**Forum administrator**  
[SmartphoneMag.com/forum/topic.asp?TOPIC\\_ID=25506](http://SmartphoneMag.com/forum/topic.asp?TOPIC_ID=25506)

## Game doesn't show up in Start menu or Games folder

I installed a game with no problems, and it works fine. I installed it by simply copying it from my PC to the Games folder on my Pocket PC (per the developer's instructions—there was no automatic installation). Unfortunately, the game does not appear in the Start/Programs folder and is not listed in Start/Settings/Menus. I placed a shortcut in the Windows/Programs folder and did a soft reset, but this also did not help.

**Rasa**



When you install freeware and shareware programs, you may have to create a shortcut to the game or application in the Programs or Games folder.

- ▷ Games and other programs that use automatic installers place shortcut icons in the Programs or Games folder. Games and programs that do not use automatic installers—usually shareware or freeware programs—do not create shortcuts. Using File Explorer, go to the Games folder, copy the game file, go to the Windows\Start Menu\Programs\Games folder, and paste a shortcut there. It will appear in Start >Programs >Games.

**Felixgza**

- ▷ Thanks very much, Felixgza! It worked like a charm.

**Rasa**

[SmartphoneMag.com/forum/topic.asp?TOPIC\\_ID=25361](http://SmartphoneMag.com/forum/topic.asp?TOPIC_ID=25361)

## Converting voice recordings in Notes files to .wav files

I recorded some voice notes and moved them to my PC's hard drive for storage. However, they are all in the Pocket PC's Notes format (\*.msg). I want to convert them to .wav files and burn them onto a CD. How do I convert them?

**Jillspring**

- ▷ After playing with this for a bit, I discovered that there was a text header at the beginning of the .msg file, followed by the .wav file used for voice recordings in Notes. If the person you share the notes

with doesn't have a Pocket PC, he or she can't open the .msg file and play the recording.

The good news is that I discovered a way to edit the .msg file and turn it into a .wav file using a program called Gold Wave ([goldwave.com](http://goldwave.com)). After you install the program on your PC, follow these steps:

- 1) Make a copy of the .msg file you have.
- 2) Rename your .msg copy you just made to .wav.
- 3) Load the file into Gold Wave.
- 4) Set the file read/playback as: 11,025 hz, 8 bit, mono.
- 5) Cut the header information off the file. For example, on my file, it was the first 12.5 seconds.
- 6) Play back your file to validate it is working right.
- 7) Save the file to a usable format (.wav, .mp3, etc.).

**Wenha**

- ▷ You may want to switch to a MP3 recorder instead of Notes because voice notes recorded as MP3s take much less space and also offer much better quality than WAV notes. Check out [SmartphoneMag.com/news1\\_jkwg/JKWG\\_02-22-05.htm](http://SmartphoneMag.com/news1_jkwg/JKWG_02-22-05.htm).

**Menneisyys**

**Forum administrator**

**SmartphoneMag.com/forum/topic.asp?TOPIC\_ID=14311**

**Wants a Today screen with no background image**

On my desktop PC, I have the option of using a pretty background or selecting "None." I prefer no background on my desktop and would prefer none on my Windows Mobile 5.0 Pocket PC as well. Unfortunately, I'm forced to select a Today screen theme of some kind. I don't want an HP logo and a pretty pattern to look at. I want a business-like, no-nonsense background. Is my only choice to find a completely blank image for my iPAQ hx4700 and use that as my background?

**BabaGhan**

- ▷ You can use a blank image without problems. I've even created one for screenshot-making purposes. Let me know which color you prefer and I can create one for you too.

**Menneisyys**

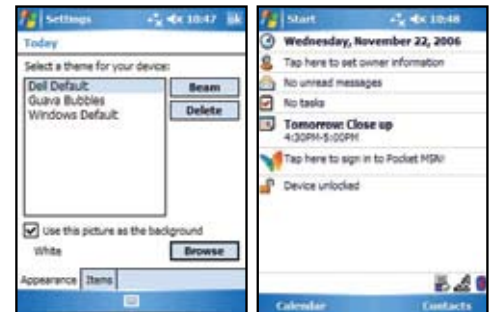
**Forum administrator**

- ▷ Yes, I would like white please. Thanks very much!

**BabaGhan**

1. Download it here: [winmobiletech.com/sekalaiset/white.gif](http://winmobiletech.com/sekalaiset/white.gif)

2. Copy it to your \My Documents folder.
3. Go to Start >Settings >Today.
4. Check the box labeled "Use this picture



For a no-nonsense look, set a white background to your Today screen.

as background" and tap the Browse button.

5. Select White.gif from the list.

**Menneisyys**

**Forum administrator**

**SmartphoneMag.com/forum/topic.asp?**

**TOPIC\_ID=25021&SearchTerms=, ■**

# Tips From The SmartphoneMag.com Forums from Oct/Nov 06

The quality and success of Smartphone & Pocket PC magazine flows from the practical wisdom of its readers and their contributions to the publication. "Tips from the Forums" represents a small sample of the Pocket PC wisdom posted on our online forums ([www.SmartphoneMag.com/forum](http://www.SmartphoneMag.com/forum)).

We have edited this material for clarity and to avoid repetition. We also include links to the original posts, which may have additional details. A very big "Thanks!" goes to all the forum members and moderators for sharing their knowledge with

## Applications for square-screen Pocket PCs



Not all Windows Mobile software displays properly on the square-screen iPAQ hw6500.

I was just wondering if there is a utility available that will resize a third-party application's screen so that it displays properly on the 240 x 240 pixel screen of an HP iPAQ hw6515 Mobile Messenger?

**Imars7**

▷ I'm not sure that a resizing program exists. However, some programs will work natively on square-screen devices. Some programs will adapt to the 240 x 240 screen, and some vendors have written special versions of their programs for the square screen. A pretty good list of software optimized for the square screens is available in this forum post ([www.SmartphoneMag.com/forum/topic.asp?TOPIC\\_ID=21223](http://www.SmartphoneMag.com/forum/topic.asp?TOPIC_ID=21223)).

**Airbrushed**  
[www.SmartphoneMag.com/forum/topic.asp?TOPIC\\_ID=22667](http://www.SmartphoneMag.com/forum/topic.asp?TOPIC_ID=22667)

## Enable simultaneous use of Wi-Fi and cell phone; other Registry edits for the Verizon XV6700

In a recent CNet review of the Verizon UTStarcom XV6700 Pocket PC Phone Edition device, the following was published:

"Feature wise, the UTStarcom XV6700 looks great on paper, but it's tripped up by some wireless limitations set forth by Verizon. For example, you can't have Wi-Fi and the cell phone on at the same time. But don't despair; you can work around this by downloading a registry editor and making tweaks to the wireless manager. It's an annoying extra step, but at least you have that option. The good news is that we were able to hop on to our test access point with ease and were surfing the Web within a couple of minutes. Also, you can use Bluetooth for file transfers and synchronization with compatible PCs, not just for headsets and accessories."

Does anyone have any further detail on

the specific edits necessary to accomplish these changes (enabling simultaneous access to Wi-Fi and cellular capabilities and enabling Bluetooth for file transfers and synchronization)?

**Todd Neville**  
Forum member

▷ The Registry edit that lets you use Wi-Fi and cellular capabilities, and other hacks, are described in this online post ([www.cmz727.com/alan/6700/6700.htm](http://www.cmz727.com/alan/6700/6700.htm)).

**ItSupport**  
Forum member

[www.SmartphoneMag.com/forum/topic.asp?TOPIC\\_ID=22746](http://www.SmartphoneMag.com/forum/topic.asp?TOPIC_ID=22746)

## Limit enterprise user access to specific Pocket PC applications

I need to find out if a Pocket PC can be made to boot up into a specific application and can be prevented from leaving it. This would be useful, for example, if you wanted to limit the user's access to specific enterprise-related applications.

**Sosages**

▷ Check out Spb Kiosk Engine ([www.spbsoftware.com](http://www.spbsoftware.com)), an application that allows you to run one or more custom applications and disallows access to the built-in applications.

**Bob Katayama**  
Forum Administrator

[www.SmartphoneMag.com/forum/topic.asp?TOPIC\\_ID=22658](http://www.SmartphoneMag.com/forum/topic.asp?TOPIC_ID=22658)

## Speed up playback of audio files on Pocket PC

Is there any way to listen to Pocket PC audio recordings at 2X speed or more? It would decrease the amount of time spent reviewing voice memos. I've looked at both Windows Media Player and Pocket Music 4 ([www.pocketmind.com](http://www.pocketmind.com)), but neither program offers this option.

**Andrew Shuttleworth**

▷ The "Voice Pitch Lock" setting on Vito SoundExplorer ([www.vitotechnology.com](http://www.vitotechnology.com)) allows you to slow down or speed up the playback speed. Vito SoundExplorer supports Windows Mobile 2003 through Windows Mobile 5 Pocket PCs



Vito SoundExplorer

and includes a plug-in that lets you record and play back voice memos from the Today screen.

**Cliff**

[www.SmartphoneMag.com/forum/topic.asp?TOPIC\\_ID=22410](http://www.SmartphoneMag.com/forum/topic.asp?TOPIC_ID=22410)

## Displaying business or personal contacts separately

Is there an alternate Contacts manager or some way to separate business from personal Contacts by having them in different folders? I have Pocket Informant ([www.webis.net](http://www.webis.net)) but I haven't found a way to do it.

**Papa Duce**

▷ You can use the categories feature to assign Business, Personal, and other categories to your items in your Contacts list. Then, you can filter the list to display only those contacts in a specific category. Pocket Informant also has a categories feature.

**WindWalker**

▷ The instructions for doing this in the built-in Contacts manager are as follows:

### Assigning categories to an item in your Contacts list:

1. When entering a new contact or editing an existing contact.
2. Scroll down to and tap on the data field labeled Categories. This displays the list of available categories. (If you don't see the category you want, you

can create it from this screen. On Windows Mobile 5 devices, tap on New (lower left) and fill in the new category name. On a pre-WM5 device, tap on the Add/Delete tab (also lower left) and fill in the new category name.

3. Select the categories you want to assign to the item from the categories screen and then tap on OK.

**Displaying category items in Contacts list view:**

4. Open Contacts.

5. Tap on Menu and select the Filter option. (On pre-Windows Mobile 5 Pocket PCs, tap on the small down arrow at the top left of the screen, which is labeled All Contacts by default.)

6. A list will pop up displaying the categories you have available. Select (tap on) the category you're interested in and a list of contacts with that category assigned will be displayed.

**Rich Hall, Moderator**

[www.SmartphoneMag.com/forum/topic.asp?TOPIC\\_ID=22641](http://www.SmartphoneMag.com/forum/topic.asp?TOPIC_ID=22641)

**Viewing DivX movies with TCPMP**

I want to watch DivX movies that use the AC-3 audio codec. I tried using TCPMP (The Core Pocket Media Player) but it doesn't support the above audio codec; any ideas?

**Ahotdog**

▷ TCPMP should work, but you need to download and install the AC3 codec plug in. Both TCPMP and the plug-in (ac3.cabs.071.zip or ac3.plugin.0.72RC1.zip) are available on the CORE Web site (<http://corecodec.org/projects/tcpmp/>). Go half way down the page until you see "TCMPM for Windows Mobile" and click on "Download."

**Menneysys**

**Forum Administrator**

[www.SmartphoneMag.com/forum/topic.asp?TOPIC\\_ID=21524](http://www.SmartphoneMag.com/forum/topic.asp?TOPIC_ID=21524)

**Need bigger number keys for data entry**

We have developed a software program that can be installed onto a Pocket PC and allow it to act as a data collector. The problem is that numbers on the built-in soft keyboard are just too small to enter numeric data easily—fat-fingered engineers, I guess. Can I replace the standard keyboard with a third-party application that displays larger numbers?

**MikeMills**

▷ Mike: You might try Blimkeys ([http://](http://sala.sallala.hu/pda/blimkeys/blimkeys_en.html)

[sala.sallala.hu/pda/blimkeys/blimkeys\\_en.html](http://sala.sallala.hu/pda/blimkeys/blimkeys_en.html)). It replaces the keyboard with a phone keypad, and it's free!

**jickbahtech**

▷ That's brilliant mate—just what I was looking for because it allows me to edit the program to only display certain characters/numbers.

**MikeMills**

[www.SmartphoneMag.com/forum/topic.asp?TOPIC\\_ID=22645](http://www.SmartphoneMag.com/forum/topic.asp?TOPIC_ID=22645)

**System update erases everything in flash ROM!**

I have an older Acer n35 Pocket PC originally running the Windows Mobile 2003 First Edition software. I backed up the system to the n35's internal flash ROM memory and installed the Windows Mobile 2003 Second Edition update. Unfortunately, I can no longer find the backup file and only have 1 MB of flash ROM available.

**Beber49**

▷ Unfortunately, updating a system to a newer version of the Windows Mobile software erases everything in ROM before installing the new software. You no longer have the backup. In addition, the newer (Second Edition) version of Windows Mobile 2003 occupies more space in flash ROM. That's why you no longer have as much flash ROM available for data storage.

Before updating the OS/software on any Pocket PC, you should back up the system to your PC or to a storage card.

**Bob Katayama**

**Forum Administrator**

[www.SmartphoneMag.com/forum/topic.asp?TOPIC\\_ID=22400](http://www.SmartphoneMag.com/forum/topic.asp?TOPIC_ID=22400)

**Need older version of ActiveSync for older Pocket PC**

I was cleaning out a house and found what looks to be a brand spanking new Dell Axim X5 Pocket PC running the Windows Mobile 2003 OS. Unfortunately, I can't find the CD that contains ActiveSync. What do I do? Also, my wife has an Axim X51. Can I use the version of ActiveSync on the CD that came with her device? Finally, can I upgrade the OS on the one I found?

**Papa Deuce**

▷ You can download ActiveSync from Microsoft's site. They recommend using the older 3.8 version for older devices like the X5 ([www.microsoft.com/windowsmobile/downloads/](http://www.microsoft.com/windowsmobile/downloads/)

[activesync38.mspcx](http://activesync38.mspcx)).

**SoonerAI**

**Senior Member**

▷ It's not possible to upgrade the X5 to anything newer than the Windows Mobile 2003. There's no WM2003 Second Edition or Windows Mobile 5.0 upgrade for it—not even an unofficial one.

**Menneysys**

**Forum Administrator**

[www.SmartphoneMag.com/forum/topic.asp?TOPIC\\_ID=21598](http://www.SmartphoneMag.com/forum/topic.asp?TOPIC_ID=21598)

**Copying a program that has already been installed on one Pocket PC to another one**

Is it possible to take a program installed on one Pocket PC and copy it to another with the same operating system, without having to go through the ActiveSync installation procedure again? The problem is that I no longer have the program's original installation file.

**MRCARBUYERdotCOM**

▷ When you originally installed the program on the first Pocket PC, the installation process unpacked the necessary files and saved them on your PC before completing the installation on your Pocket PC. The location may vary with different versions of ActiveSync. I use ActiveSync 4.1, and the folder for the newly installed program is saved in the following location: C:/Program Files/Microsoft ActiveSync/. For example, when I installed Pocket TV on my Pocket PC, the installation process unpacked the necessary files in the following folder: C:/Program Files/Microsoft ActiveSync/Pocket TV. The CAB file needed to copy to the new device is found in that folder. The only problem I see is that you say that the application "is no longer available to install in the conventional way." To me, that implies that you deleted the installation files from your desktop PC. If that is the case, you will have to get the original installation file and go through the ActiveSync installation process.

**Rich Hall**

**Moderator**

[www.SmartphoneMag.com/forum/topic.asp?TOPIC\\_ID=22258](http://www.SmartphoneMag.com/forum/topic.asp?TOPIC_ID=22258) ■